

Valley® Center Pivots



The Perfect Fit - More sizes, more real choice.

RELIABLE
DRIVE TRAINS

DURABLE
STRUCTURES

PRECISE
APPLICATIONS

ADVANCED
TECHNOLOGIES

RESPONSIVE
DEALERS



Valley Center Pivots – Reliable, durable, and field tested



Look close. They're not all alike. That's why, when it comes to irrigation equipment, Valley is the brand chosen most often. Durable, soldered couplers, Valley manufactured gearboxes, forged head trussing and patented PolySpan® pipe are only a few of the reasons why Valley is superior to all other brands, and testing by an independent lab has proven it. So, the next time you are looking to purchase irrigation equipment, look close. They're not all alike. When you choose Valley, you choose the best. Valley...
The Leader in Precision Irrigation.

Most Reliable Drive Train

- Valley wheel gearboxes are the only brand of pivot gearboxes built in the USA
- Exclusive Valley Warranty – See your dealer for details



Most Durable Structure

- Hot-dip galvanized
- 4-leg drive unit with braces
- Ball and socket span hitch
- Heavy 8-bolt pipe flanges
- Welded sprinkler coupler
- Full wrap-around weldments
- Forged truss rod heads




Valley Field Tested Spans

- Pipeline and truss rod crowns maintain even distribution of loads
- Tight contact of truss rod head in socket for even loading
- Polyurethane flange gaskets for longer, leak-free life
- Truss angle placement and lengths create even loading on uneven terrain



Collector Ring

- Transfers incoming electricity to the pivot
- Utilizes a watertight seal
- Stainless steel electrical conduit ensures years of trouble-free service
- Internal resolver provides position information for Select2 and Pro2 panels



Span Cable

- 8, 10 and 12 gauge wire for power
- 14 gauge wire for control
- Shielded span cable is standard
- Standard color-coded wire for easy service and maintenance
- 11 conductor is standard
- 12 conductor is optional



Tower Box

- Galvanized steel base construction with stainless steel shaft and nylon bearing assembly helps ensure long life
- Dependable, field-proven cam and micro switch assembly
- Exclusive million cycle control micro switches

8000 series – The best pivot in the industry



From pivot point to last span, a Valley structure is engineered, constructed and field-tested to handle the operating stresses your machine may experience. Valley structures stand up to the toughest loads produced by rough terrain, deep furrows and long-span machines. Our standard hot-dip galvanizing provides corrosion protection for long life. No wonder Valley pivots command the highest resale value in the industry.

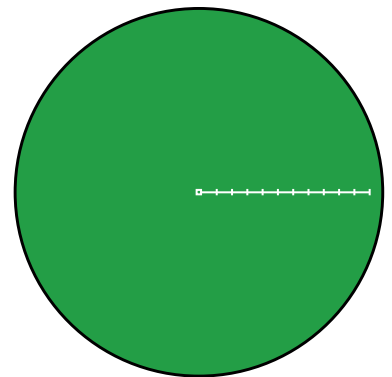
Exclusive options on the 8000 series include:

- Precision Corner
- Floatation Options
- Ultra-High Profiles

See application guide inside the back cover for more details.

8000 series Specifications

- 6 5/8", 8", 8 5/8" or 10" pivot point
- 6", 6 5/8", 8 5/8" and 10" pipe diameters
- 2, 5 or 7.5 HP booster pump
- The 8000 series can accommodate a field with up to 24 spans covering 2800 ft



7000 series – Designed for less demanding applications



Engineered and developed as a cost-effective irrigation solution for growers looking for choices, the Valley 7000 series is second only to the industry leading Valley 8000 series for reliability, durability and overall performance.

7000 series Specifications


- 6 5/8" or 8" pivot points only
- 6 5/8" and 6" pipe diameter only
- 2 or 5 HP booster pump
- Machine lengths up to 1500 ft



VS-7000 Drive Train

The VS-7000 gearbox is a high quality, durable gearbox offered at a lower price point. Many of the features that make Valley gearboxes the industries leader were included in the VS-7000 such as the ductile worm for longer gear life and the extended output shaft for improved seal life.

The VS-7000 center drive is similar to the original Valley center drive except for the painted steel housing.



Classic Control Panel

The 7000 and 5000 series exclusive control panel provides manual operation of all pivot functions including auto-reverse and auto-stop at the lowest initial investment. Other Valley control panel choices are available as upgrades. Tracker2, a remote monitoring product, can be used with it.

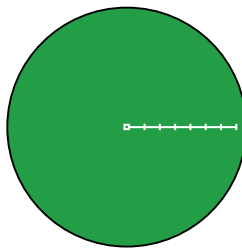
5000 series – Perfect for production ag fields up to 60 acres



Announcing an addition to the field-tested Valley® product line that offers Valley customers more choices. The 5000 series has been developed to provide a cost effective irrigation solution for smaller fields up to 60 acres. This durable machine was created specifically for production agriculture and comes with the reliability and aftermarket support that only Valley Dealers can provide.

5000 series specifications:

- 5" diameter pipeline
- Single phase power option
- 820' maximum machine length
- 108" outlet spacing
- 112.5' to 202.5' span lengths
- 1HP booster pump option
- Towable options



4-Wheel E-Z Tow 5000 series option



Small field 3-point hitch pivot point



Internal connection



Small engine drive option

Bender30™ – Irrigate additional acres



The Valley Bender30 option increases the number of acres a grower can irrigate at a low cost. With the ability to bend any drive unit at a 30-degree angle, a grower can easily wrap a tree line, feed lot or avoid obstacles in the field allowing for maximum irrigated acres.

- Easy retro fit – no structural changes required
- Pick up additional acres on part circle machines at a low cost
- Bends up to 30 degrees in either or both directions
- Multiple bends per machine are allowed
- Optional water shut off valves shut off the water to the stopped spans while bending
- Valley exclusive speed up timer improves water application performance while bending
- Available for all ball and socket pipe except 10”
- Kit includes one barricade
- Integrated backup safeties prevent the machine from over extension and ensures return to normal operation after bending



Single Span Engine Drive – No electricity needed



This is the ideal option for irrigating small fields up to 6 acres wherever electric power is not readily available. All sprinkler packages are available to deliver efficient water applications with low water pressure providing significant energy, labor and water savings.

Other benefits include:

- Towable pivot points can add versatility to easily irrigate multiple fields, reducing your equipment cost per acre
- The high-speed drive decreases minimum rotation time by up to 50% over normal pivot operation
- Drive belt positioning allows forward and reverse operation
- Retrofit package available for all brands of pivots
- New engine drive irrigates fields up to 6 acres



The 5.5 HP Honda® engine drive provides a cost effective mechanized irrigation option.

Additional options
• 20 gallon fuel tank – provides up to 100 hours of operation without refueling
• Tachometer/Hour Meter – provides engine speed monitoring for accurate water application. Records operating hours for management decisions.
• High speed drive – decreases minimum rotation time by 50%
• Pivot Points – 6 5/8", 8", 8 5/8", 2 Wheel E-Z Tow, 4 Wheel E-Z Tow

Model 8000 span length in feet. Pipe diameter 6 5/8"
115.1
135.2
140.0
160.0
180.0
184.8
186.7
204.9
Engine drive can be used with all Valley and competitive spans

Overhang lengths (ft)
9.0
18.1
27.4
36.2
54.8
63.3
82.3

Fixed Pivot Points



6 5/8" Pivot Point

- Full set of braces on all four sides for strength and stability
- Optional pivot flex available for rolling ground applications
- Corrosion-resistant sleeve rotates smoothly within riser seal
- Triple-lip Teflon impregnated seal for leak-free operation
- Optional access ladder makes it easy to lubricate swivel and make mechanical position control adjustments

Size Options

6 5/8" Pivot Point

- Designed for pivots up to 8 spans or 1500' long
- Used with 6" and 6 5/8" diameter spans
- 6 5/8" riser pipe to match span diameter
- Low profile (9') and standard profile (10.7') heights available
- Fits competitive pads

8" Pivot Point

- Designed for pivots up to 1500' long
- Used with 6" and 6 5/8" diameter spans
- 8" riser pipe for reduced pressure loss at higher water flows
- Low profile (9.2'), standard profile (12.3') or high profile (15.5') heights
- Optional ladder for easy servicing
- Heavy-duty legs available for rough ground applications
- Skid tow option available for towing pivot from one field to another
- Fits competitive pads

8 5/8" Pivot Point

- Designed for pivots up to 2800' long
- Used with 6", 6 5/8" and 8 5/8" diameter spans
- Heavy-duty legs are standard
- 8 5/8" riser pipe for reduced pressure loss at higher water flows
- Fits competitive pads
- Optional stainless steel riser pipe for corrosive water
- Low profile (9.2'), standard profile (12.3'), or high profile (15.5') heights
- Optional ladder for easy servicing
- Skid tow option available for towing pivot from one field to another

10" Pivot Point

- Designed for pivots up to 2800' long
- Used with 8 5/8" and 10" diameter spans
- Heavy-duty legs are standard
- Extended bearing length for longer life
- Can irrigate 560 acres
- Service platform is standard
- Optional stainless steel riser pipe for corrosive water
- 10" riser pipe for reduced pressure loss at higher water flow
- Pivot flex is standard
- Optional ladder for easy servicing

DualSpan

- Two spans connected to one pivot point
- Each span can be individually controlled
- Designed for pivots up to 1500' long



8 5/8" Pivot Point



10" Pivot Point

Towable Pivots




4-Wheel E-Z Tow 6 5/8" Pivot Point (168, 3 mm)



2-Wheel E-Z Tow



4-Wheel E-Z Tow 8 5/8" Pivot Point (219, 1 mm)



Skid Pivot

Use a built-to-take-it Valley towable unit to irrigate two, three or more fields and reduce your installed cost per acre.

- Each machine can be towed from one field to another in less than an hour
- Choose from an on-board engine generator or public power supply
- All Valley towable pivots can use any of our control panel options, including the Pro2 or Select
- Set a stop-in slot so the pivot will stop at a predetermined location

4-Wheel E-Z Tow 8 5/8" (219,1 mm)

- Handles a wide range of field sizes with pivot length to 1500'
- Fixed wheel, or swivel option, easily rotates to tow in any direction
- Tongue hitch for quick, secure hook-up with no cables
- Position on concrete pad to use optional earth anchors

4-Wheel E-Z Tow 6 5/8" (168,3 mm)

- Handles a wide range of field sizes with pivot length to 1000'

2-Wheel E-Z Tow

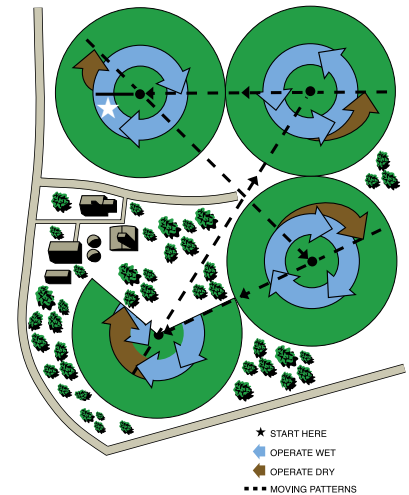
- Ideal for part-circle fields or multi-directional towing situations
- Handles a wide range of field sizes with pivot length to 1500'
- Tongue hitch design

Skid Pivot

- Low-cost option best for infrequent towing
- Handles even the longest towable units
- Not available with 6 5/8" pivot point

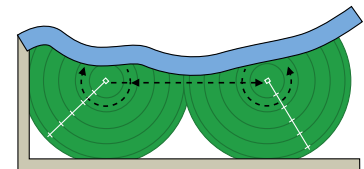
Ask your Valley Dealer to show you how a Valley towable can irrigate your crops easily and economically versus other methods.

Field Applications



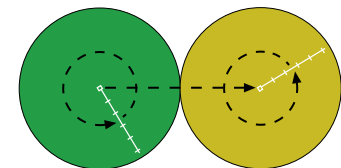
4 field towable

Only recommended for small fields with minimal watering needs

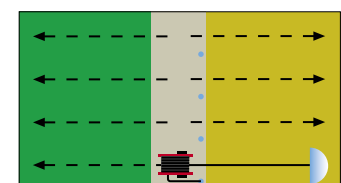


Wiper field

For use when a complete circle is not practical



Valley[®] Towable—2 moves



Traveller—8 moves

Valley vs. Traveller

2 moves on full circle
Traveller requires 8 moves

Available Options

As part of Valley Controls, the following options are available to help you customize your irrigation equipment to meet your specific needs.



(A)

(A) End of Field Stop and/or End of Field Auto Reverse

Either stop or reverse your machine precisely. Required for part circle operation. Both post and skid barricade styles are available.



(B)

(B) Modified Alignment


Provides additional alignment sensitivity for your machine. Recommended for units 1,500 to 2,000 feet (457-610 m) long.



(C)

(C) Remote Panel Mount

Locate your panel where it is most convenient.



(D)

(D) Pipe Options

Pipe material choices available include galvanized, weathering steel, and PolySpan®.

Auxiliary Control

Factory-installed switches and hardware can control injection pumps or other auxiliary electrical devices.

End Gun Test Switch

Allows you to check end gun operation (Pro2 and Select2)

End Gun Control

Control your end gun operation from the pivot. A switch package mounted on the pivot is available for Mechanical panels. The Pro2 and Select2 panels have it incorporated into the panel.

Position Control Choices

Lets you set and control position functions such as stop-in-slot and end gun

Resolver Positioning

- Positioned on the pivot point
- Works with Select2 and Pro2 panels

GPS Positioning

- Receiver positioned on the last regular drive unit
- Works with TouchPro, Pro2 and Select2 GPS Ready control panels
- Existing machines can be upgraded to this option

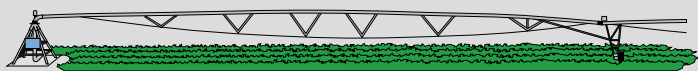
High-Voltage Surge Protection

Provides additional protection from power surges (standard with Pro2 and Select2 modules).

Running Light

Indicates that your pivot is operating. Choice of 100-watt rough service bulb or flashing strobe.

Structure Options for Different Crop Heights

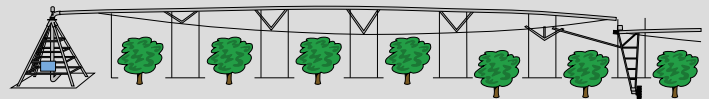


Standard Profile Drive Units

- Clearance: 9' 4" – 10' 0"

Low-Profile Drive Units

- When standard clearances are not required
- Low-Profile clearance: 6' 2" – 6' 5"



High-Profile and Ultra-High Profile Drive Units

- Provide increased crop clearance
- High-Profile clearance: 13' 0" – 13' 3"
- Ultra-High Profile clearance: 16' 3" – 16' 6"

Center Pivot Application Guide

	5000 series	7000 series	8000 series
Specifications			
Pivot Point	6 5/8", Small Field	6 5/8" and 8"	6 5/8", 8", 8 5/8", 10"
Towable Pivot Point	3 Point Hitch, 2-Wheel E-Z Tow, 4-Wheel E-Z Tow	Not Available	2-Wheel E-Z Tow, 4-Wheel E-Z Tow, Skid Tow
Maximum Towing Length	660'	N/A	2800'
Pipe Diameters	5"	6", 6 5/8"	6", 6 5/8", 8 5/8", 10"
Span Lengths	112.5', 135', 157.5', 180', 202.5'	115', 135', 140', 160', 180', 185', 187', 205'	115', 135', 140', 160', 180', 185', 187', 205', 225'
Overhang Lengths	19.2', 28.5', 37.7', 55.9'	9', 18', 27', 36', 54', 64', 82'	Same as 7000 series
Booster Pump Option	1 HP	2 HP and 5 HP	2 HP, 5 HP, and 7.5 HP
Available Tire Sizes	11.2 x 24", 11R x 22.5", 11R x 24.5", 14.9 x 24"	Same as 5000 series plus 16.9 X 24", 11.2 x 38", 18.4 x 26"	Same as 7000 series
157.5' Span Weight (lbs) - Wet	4400	5900 (6 5/8" - 160')	6200 (6 5/8" - 160')
180' Span Weight (lbs) - Wet	4900	6400 (6 5/8" - 180')	6800 (6 5/8" - 180')
202.5' Span Weight (lbs) - Wet	5400	Not Available	7500 (6 5/8" - 205')
Truss Rods	5/8"	11/16"	3/4", 13/16", 7/8"
Truss Angle	2 X 2 X 1/8"	2 X 2 X 1/8"	2 X 2 X 3/16"
Drive Leg	3 X 3 X 3/16"	3 X 3 X 3/16"	3 X 3 X 1/4"
Span Connection	Internal Connection	Ball & Socket	Ball & Socket
Corner Span Available	Not Available	Yes	Yes
Engine Generator	Yes, 480v	Yes - 480v	Yes, 480v
Floatation Options	Not Available	3-Wheel Drive	3-Wheel Drive, Articulating 4-Wheel Drive, Track Drive, Articulating Track Drive, agri-TRAC, RAAFT Track
Profile	Low & Standard	Low & Standard	Low, Standard, High, & Ultra High
Maximum Machine Length	820'	1500'	2800'
Drive Train	VS-7000	VS-7000 & Valley	Valley & Valley HD
Single Phase	Yes / 220	Not Available	Not Available
Bender30	no	yes	yes



Span Cable Repair Kit

If vandalism to your span cable does occur, Valley Dealers can provide a Span Cable Repair Kit so you can repair the cable where the cut has occurred instead of replacing the entire span cable. Kits are available for all Valley span pipe diameters.

Kit Includes: Junction tower box, Strain relief connector, Two bolt half clamps and hardware.



Rely on Valley Dealers

Responsive dealer service with factory-trained technicians is how Valley minimizes equipment downtime. Dealers are equipped with product training as well as knowledge of irrigation and local agricultural practices. And, Valley offers the most comprehensive warranty in the industry.



Conserving Resources. Improving Life.

7002 North 288th Street
Valley, Nebraska 68064-0358 USA
Phone: 402-359-2201 (Ext. 3415)
Fax: 402-359-4429
E-mail: irrigation@valmont.com

International Fax: 402-359-4948
E-mail: vintl@valmont.com

www.valleyirrigation.com

See your local authorized Valley Dealer for complete details.

Valmont[®] Irrigation has a policy of continuous product improvement and development. As a result, certain changes in standard equipment, options, price, etc. may have occurred after the publication of this brochure. Some photographs and specifications may not be identical to current production. Your local Valley[®] dealer is your best source for up-to-date information. Valmont Irrigation reserves the right to change product design and specifications at any time without incurring obligations.

©2010 Valmont Industries, Inc., Valley, NE 68064 USA. All rights reserved.

AD11180 CP 08/2010